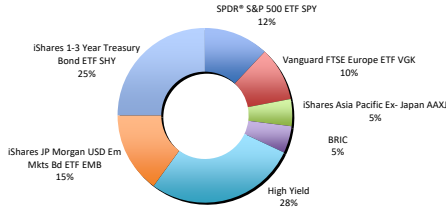


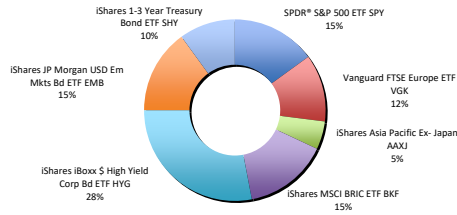


WCAL Global Strategies: March 6th, 2020



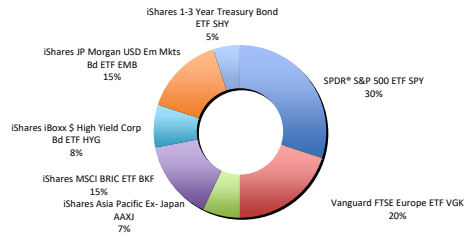
**Conservative Strategy**

Name	Ticker	% Model Wght	Price	Tactical Alloc.	% YTD	% 1 YR	% 3 YR	% 5 YR	Duration	Std Dev
SPDR® S&P 500 ETF	SPY	12%	297.46	10%	-0.76	0.93	0.98	0.96		13.13
Vanguard FTSE Europe ETF	VGK	10%	51.95	5%	-0.57	0.02	0.23	0.12		13.3
iShares Asia Pacific Ex-Japan	AAXJ	5%	68.09	5%	-0.37	-0.37	0.31	0.19		14.87
iShares MSCI BRIC ETF	BKF	5%	41.24	5%	-0.45	-0.45	0.36	0.26		15.86
iShares iBoxx \$ High Yield Corp Bd ETF	HYG	28%	85.05	35%	-0.86	-0.86	1.47	1.43	2.83	4.34
iShares JP Morgan USD Em Mkts Bd ET	EMB	15%	115.30	15%	0.21	1.77	0.85	0.87	7.98	5.43
iShares 1-3 Year Treasury Bond ETF	SHY	25%	86.20	25%	0.54	1.31	0.61	0.42	1.88	1.09
<b>Portfolio Returns</b>		<b>100%</b>		<b>100%</b>	<b>-2.25</b>	<b>2.34</b>	<b>4.80</b>	<b>4.24</b>		
<b>Performance vs Benchmark*</b>					0.55	-0.37	-0.13	2.42		



**Moderate Strategy**

Name	Ticker	% Model Wght	Price	Tactical Alloc.	% YTD	% 1 YR	% 3 YR	% 5 YR	Duration	Std Dev
SPDR® S&P 500 ETF	SPY	15%	297.46	10%	-0.76	0.93	0.98	0.96		13.13
Vanguard FTSE Europe ETF	VGK	12%	51.95	5%	-0.57	0.02	0.23	0.12		13.3
iShares Asia Pacific Ex-Japan	AAXJ	5%	68.09	5%	-0.37	-0.37	0.31	0.19		14.87
iShares MSCI BRIC ETF	BKF	15%	41.24	12%	-1.08	-1.08	0.85	0.62		15.86
iShares iBoxx \$ High Yield Corp Bd ETF	HYG	28%	85.05	37%	-0.91	-0.91	1.55	1.51	3.78	4.34
iShares JP Morgan USD Em Mkts Bd ET	EMB	15%	115.3	21%	0.29	2.47	1.19	1.22	7.31	5.43
iShares 1-3 Year Treasury Bond ETF	SHY	10%	86.2	10%	0.22	0.52	0.24	0.17	1.90	1.09
<b>Portfolio Returns</b>		<b>100%</b>		<b>100%</b>	<b>-3.17</b>	<b>1.59</b>	<b>5.36</b>	<b>4.78</b>		
<b>Performance vs Benchmark*</b>					1.30	0.27	-0.31	-0.09		



**Aggressive Strategy**

Name	Ticker	% Model Wght	Price	Tactical Alloc.	% YTD	% 1 YR	% 3 YR	% 5 YR	Duration	Std Dev
SPDR® S&P 500 ETF	SPY	30%	297.46	20%	-1.52	1.86	1.96	1.92		13.13
Vanguard FTSE Europe ETF	VGK	20%	51.95	7%	-0.79	0.02	0.32	0.17		13.3
iShares Asia Pacific Ex-Japan	AAXJ	7%	68.09	6%	-0.44	-0.44	0.37	0.23		14.87
iShares MSCI BRIC ETF	BKF	15%	41.24	12%	-1.08	-1.08	0.85	0.62		15.86
iShares iBoxx \$ High Yield Corp Bd ETF	HYG	8%	85.05	30%	-0.74	-0.74	1.26	1.22	3.78	4.34
iShares JP Morgan USD Em Mkts Bd ET	EMB	15%	115.3	20%	0.27	2.35	1.13	1.16	7.31	5.43
iShares 1-3 Year Treasury Bond ETF	SHY	5%	86.2	5%	0.11	0.26	0.12	0.08	1.90	1.09
<b>Portfolio Returns</b>		<b>100%</b>		<b>100%</b>	<b>-4.18</b>	<b>2.24</b>	<b>6.02</b>	<b>5.40</b>		
<b>Performance vs Benchmark*</b>					2.11	-0.58	-0.64	-0.28		

\* Benchmark is the composite strategic weighted index.